
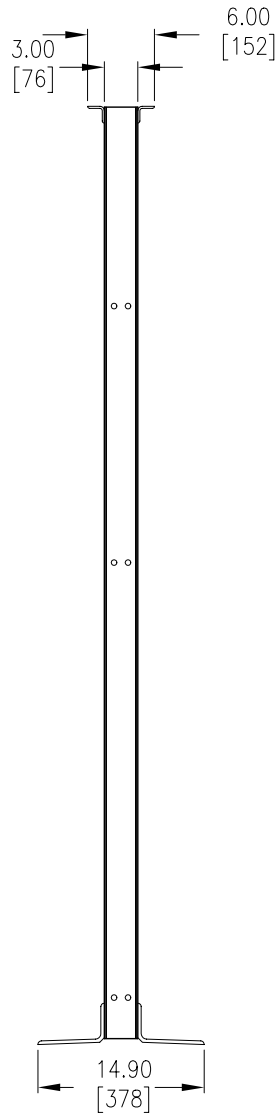


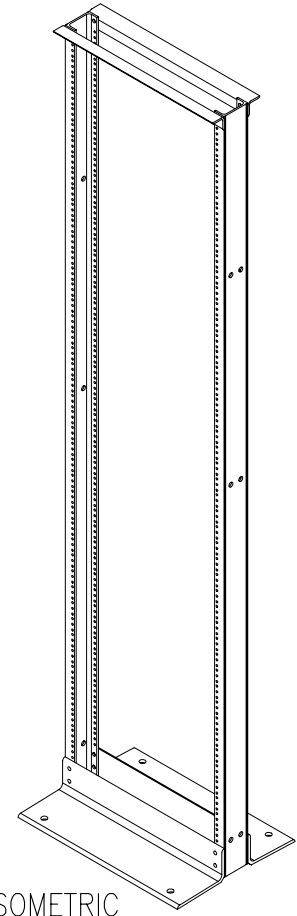
TOP VIEW



FRONT VIEW



SIDE VIEW



ISOMETRIC VIEW

NOTES:

1. ALL DIMENSIONS ARE IN INCHES [MILLIMETERS].
2. UNIT NET WEIGHT 26.00 LBS [11.82KG].
3. INSTALLATION MUST COMPLY WITH ALL APPLICABLE NATIONAL AND LOCAL CODES.

THIS DRAWING AND SPECIFICATIONS HEREIN ARE THE PROPERTY OF AMERICAN POWER CONVERSION AND SHALL NOT BE COPIED, REPRODUCED OR USED IN WHOLE OR IN PART, AS THE BASIS FOR THE MANUFACTURE OR SALE OF ITEMS, WITHOUT WRITTEN PERMISSION FROM APC. THIS DRAWING IS BASED UPON LATEST AVAILABLE INFORMATION AND IS SUBJECT TO CHANGE WITHOUT NOTICE.

TITLE: InfraStruXure®
2 Post Open Frame
Mechanical Layout

PROJECT: SUBMITTAL DRAWINGS SHEET 1 OF 1

DWG NO:	AR200-AR201	REV.	-
DRAWN BY:	M CRAVEN	11/20/03	
CHECKED BY:	B SHERIDAN	11/20/03	
ENGINEER:	J RUNK	11/20/03	

